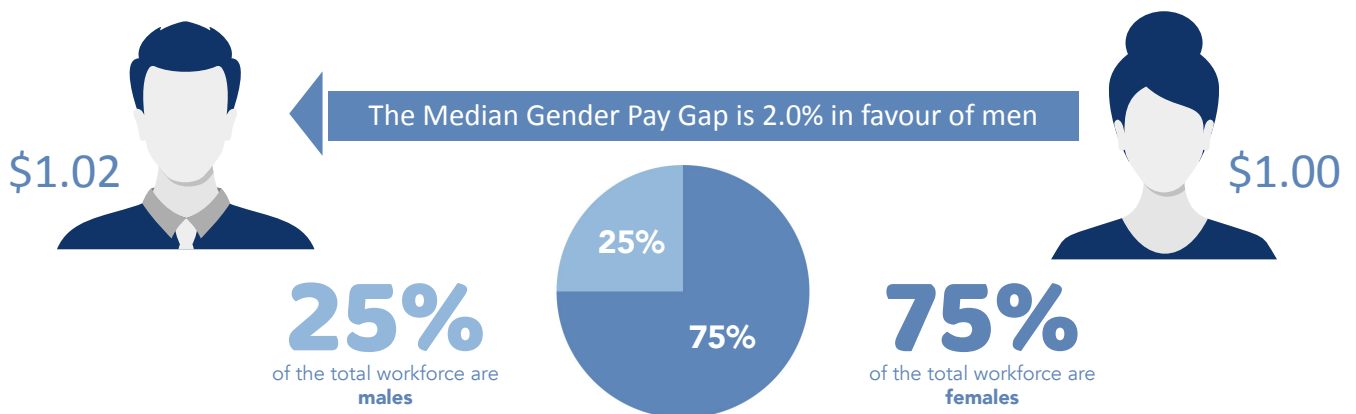


Jewish Care Gender Pay Gap

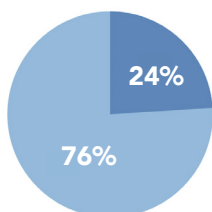
The Jewish Care total remuneration gender pay gap is **2.0%** and the median is **0.0%**

A positive percentage indicates men are paid more on average than women in our organisation.
A negative percentage indicates women are paid more on average than men.

All employees	2021-22	2023-24
Average (mean) total remuneration	2.6%	2.0%
Median total remuneration	0.0%	0.0%
Average (mean) base salary	2.6%	2.0%
Median base salary	0.0%	0.0%

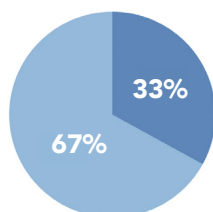


Non Management by Gender



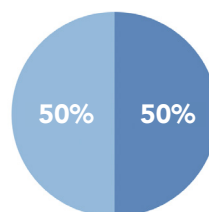
- Non Management Women
- Non Management Men

Manager Composition by Gender



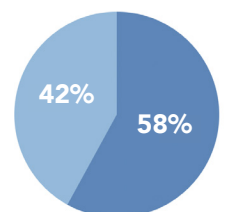
- Managers Women
- Managers Men

Key Management Personnel



- Key Management Personnel Women
- Key Management Personnel Men

Our governing body Chair and members



- Women
- Men